


Autodiagnos™ TPMS D Tool

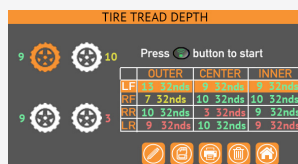
Complete TPMS service and diagnostics

Autodiagnos TPMS™ D Tool Features



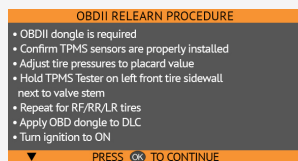
Wi-Fi Capable

- › Connect to Wi-Fi to update software and download the latest vehicle applications.
- › Individual repair records can be uploaded.



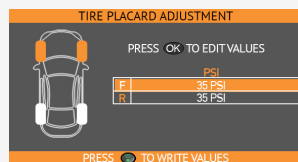
Measure TTD

- › Measure the tread on all four tires with the TTD accessory. If the tread is worn, it will show as red on the screen.



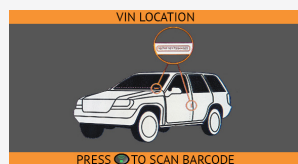
Enhanced OBD

- › Allows to transfer IDs through the OBD port and skip the manual relearn steps to memorize one reset procedure for vehicles.



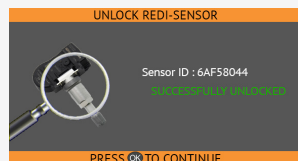
Placard Change

- › Allows the user to read, edit and write tire placard values to and from the vehicle's ECU.



VIN Scanner

- › Built-in VIN barcode scanner enables Make/Model/Year data retrieval in seconds.

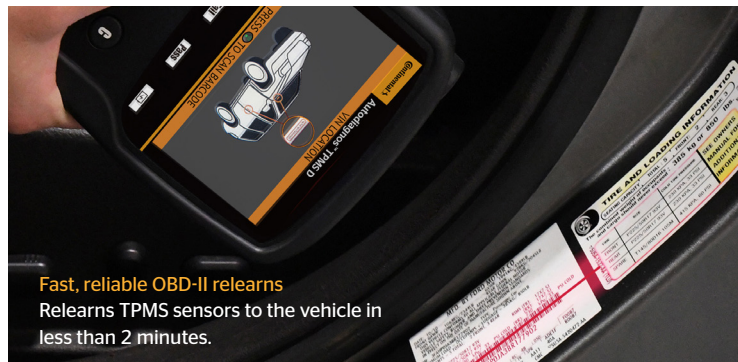


Unlock REDI-Sensor™

- › Place the REDI-Sensor™ above the tool's antenna and press the trigger button.
- › After the sensor has been unlocked, it is ready to be installed.

Features and Benefits

- › Fast make-model-year lookup via built-in VIN scanner
- › Triggers all OEM sensors, displays all sensor data.
- › Relearns REDI-Sensor™ TPMS sensors to the vehicle.
- › Programs EZ-sensor® and relearns them to the vehicle.
- › In addition to REDI-Sensor™ and EZ-sensor® TPMS D Tool reads, diagnoses and configures 18 aftermarket sensor brands.
- › Retrieve and clear TPMS DTC codes.
- › Displays OBD-II data link connector location on tool screen
- › Provides direct (OBD, auto, manual) and indirect TPMS relearn procedures
- › Program/Clone sensors by: OBD; retrieve IDs; copy sensors sets; sensor ID input.
- › Unlocks ECU for Toyota, Lexus, Scion.
- › Displays all sensor data on tool screen.
- › Retrieves and decodes TPMS DTC information on applicable vehicles.
- › Tests signal strength on remote keyless entry (RKE) fobs.
- › Indicates OE sensor and service kit part numbers (OE and aftermarket).
- › Built-in TPMS service help and training.
- › Multi-lingual, 18+ languages.
- › Comprehensive TPMS technical support.



Autodiagnos™ TPMS D Tool

Retrieve and diagnose TPMS DTC codes directly through the tool.



Get complete TPMS service, TPMS diagnostics, and tire management capabilities with the Autodiagnos™ TPMS D Tool.

- › Works with 100% of OE and aftermarket TPMS sensors.
- › TPMS reset via OBD-II on more than 60% of cars in North America.
- › Easy software and application data updates via Wi-Fi or through a PC-based update manager.
- › Built-in VIN scanner retrieves Year/Make/Model in seconds.
- › OBD-II mode relearns sensors in under 2 minutes, quicker than manual or auto relearn procedures.
- › Optional tire tread depth gauge helps boost tire sales.



Autodiagnos™ TPMS D Tool
TPMS relearn coverage for
98.6% of domestic, Asian and
European vehicles.

Autodiagnos TPMS™ D Tool Coverage

Read, diagnose and configure 100% of OE Sensors


Read, diagnose and configure 20 aftermarket sensor brands:

- | | |
|---------------------------------------|---------------------|
| › REDI Sensor™ | › PDQ |
| › EZ-sensor® | › RTX |
| › BH-Sens (UVS/ECS) | › S.U.R.E. |
| › 5001 Dill | › Alpha |
| › 5002 Dill | › U-PRO |
| › Alligator | › Mobiletron |
| › Napa Echlin (Qwik and Cloneable) | › EZ PRO IT |
| › Standard Motor (Qwik and Cloneable) | › TYC |
| › MAX TOTAL | › Steelman Select |
| | › Dorman Direct Fit |
| | › Orange |

Autodiagnos™ TPMS D Tool Kit

P/N 2910002372900

- › Autodiagnos™ TPMS D Tool
- › OBD-II Module
- › Relearn Magnet
- › Hard Carry Case
- › Continental CD
- › Charging Cable
- › Update Cable



- * **Tire Tread Depth Gauge**
available as an add-on.

P/N 2910002373100

The accessory allows users to quickly and accurately measure tire tread depth. In one simple gesture, it can detect worn tires, tire damage and indicate poor alignment and possible worn front-end components.

